




MOTOR MOUNT/BASE INSTALLATION FOR HI-FLO AND SUPREME CSA PUMPS




1. Install soft rubber cushion grips into pump base.



2. Slide pump onto CSA pump motor base.




3. Insert collet for lock pin.



4. Insert lock pin into collet.



Supplied collets and lock pins for Steps 3 and 4



5. Repeat steps 3 and 4 to completion.



2200 East Sturgis Road, Oxnard, CA 93030 • Ph. (805) 981-0262 • Fax (805) 981-9403

www.waterwayplastics.com • waterway@waterwayplastics.com