

TINY MIGHT

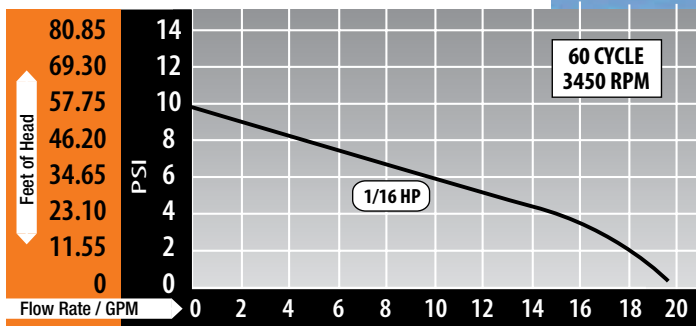
Circulating Pump

Features

- Larger, 303 stainless steel, 3/8" motor shaft improves impeller stack-up height.
- Larger motor bearings for longer motor life.
- Larger motor housing improves ventilation and keeps motor running cooler.
- New wet end made of state-of-the-art thermoplastic material.
- Larger back end wire-casing protects wire connections and improves ventilation.
- Higher capacitor rating allows easy starting when low voltage is encountered.
- Cast and machined front motor casing aligns wet end center to motor shaft.
- Designed for 24 hour circulation.
- Energy efficient (uses less power than a 100W light bulb).
- Available in 1" barb or 1" union.



PRESSURE VS. FLOW RATE

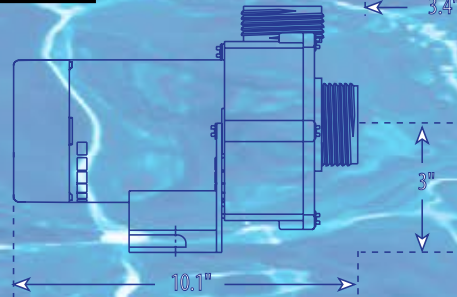
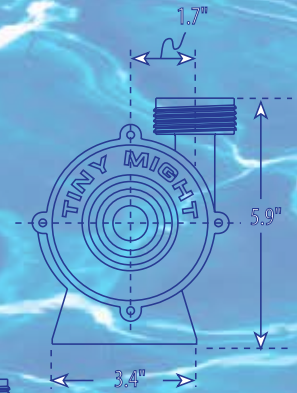


1" THREAD / 1/2" SLIP X 1" THREAD / 1/2" SLIP

Part No.	HP	Volts	Amps	HZ
3312610-14	1/16	115	0.8	60
3312620-14	1/16	230	0.4	50/60

1" BARB X 1" BARB

3312610-14	1/16	115	0.8	60
3312620-14	1/16	230	0.4	50/60



2200 East Sturgis Road, Oxnard CA 93030
 Phone 805.981.0262 • Fax 805.981.9403
www.waterwayplastics.com
waterway@waterwayplastics.com

IRON MIGHT™

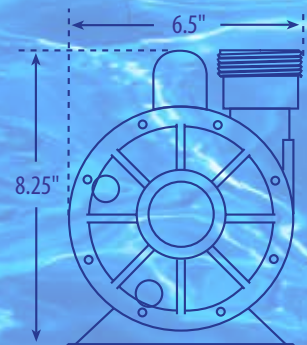
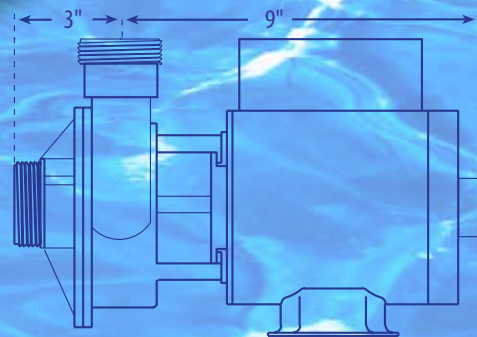
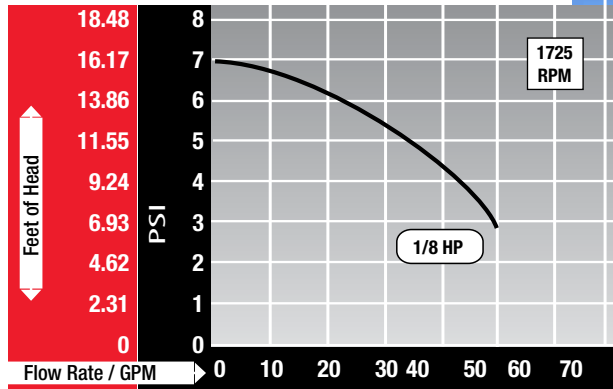
Circulating Pump

Features

- 24-hour circulation
- 48-frame proven design
- Side discharge for optimum flow
- Multiple union assemblies available
- Delivers 40 GPM
- 1/8 HP
- Only 0.63/1.3 Amps
- Viton seals
- 1 1/2" Intake and Discharge
- One year warranty



**PRESSURE
VS.
FLOW RATE**



IRON MIGHT 1-SPEED 48-FRAME CIRCULATING PUMPS

Part No.	HP	Volts	Amps	HZ
3410020-1E	1/8	230	0.63	50/60
3410030-1E	1/8	115	1.3	60



2200 East Sturgis Road, Oxnard CA 93030
 Phone 805.981.0262 • Fax 805.981.9403
www.waterwayplastics.com
waterway@waterwayplastics.com

Waterway™